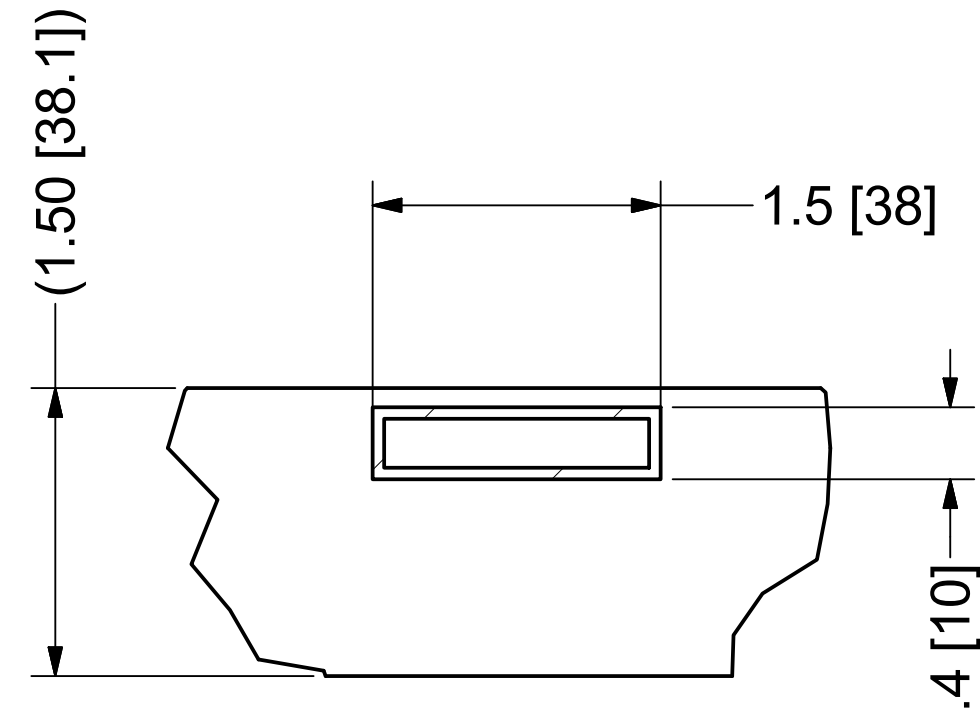

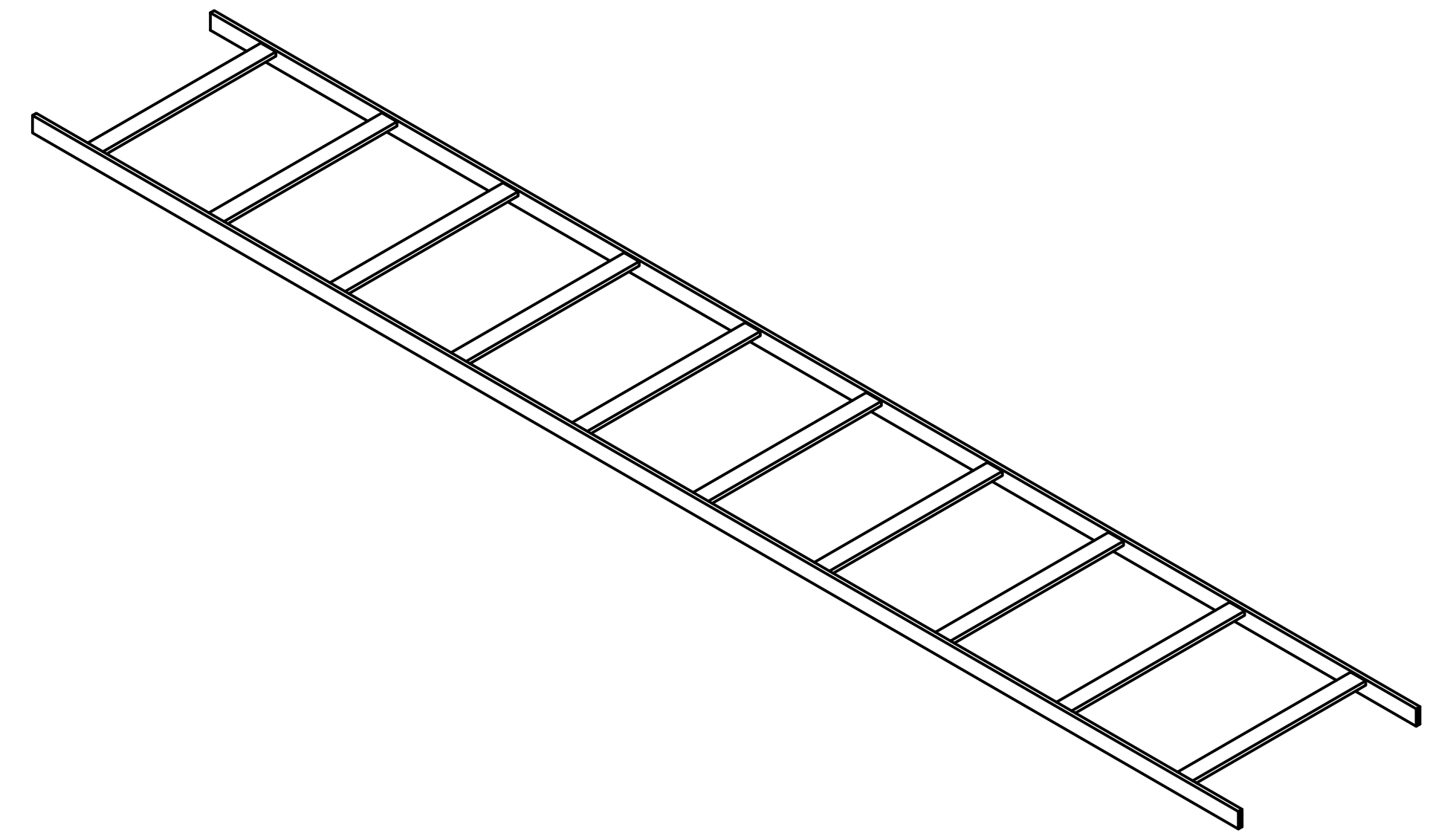


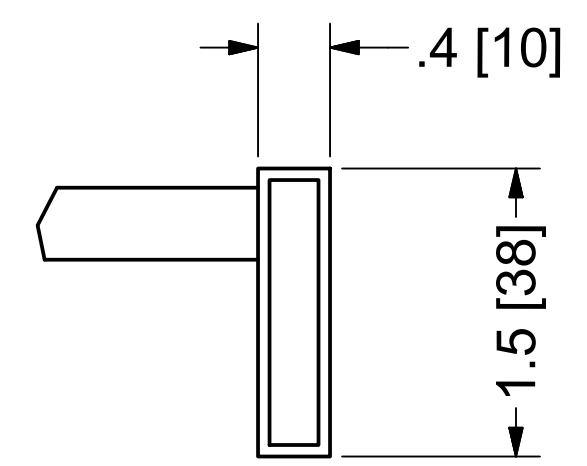
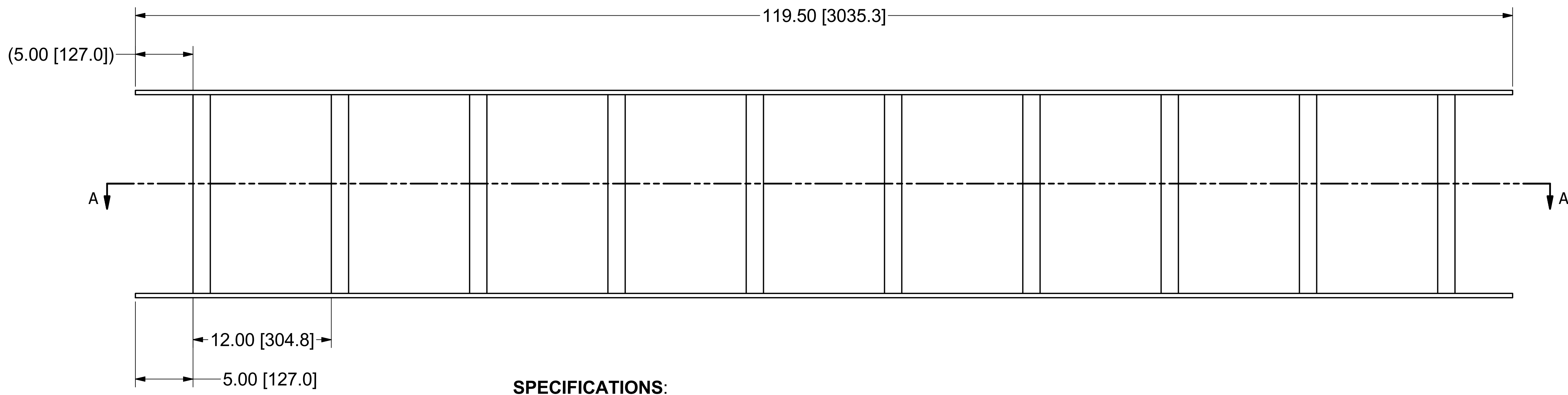
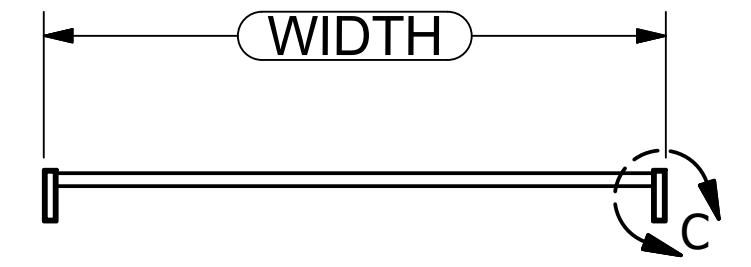
REVISION HISTORY			
REV	DESCRIPTION	DATE	APPROVED
0	ECO-08001	10/28/2020	HM



DETAIL B  
(TUBING CROSS SECTION)



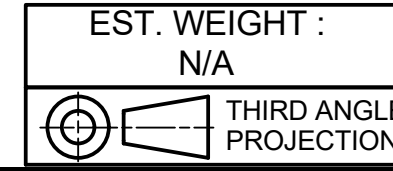
SECTION A-A



DETAIL C  
(STRINGER CROSS SECTION)

- SPECIFICATIONS:**
1. DIMENSIONS ARE IN INCHES[mm] UNLESS SPECIFIED OTHERWISE.
  2. CONSTRUCTED OF RECTANGULAR STEEL TUBING AND STEEL CHANNEL
  3. 130LB/FT [193 Kg/m] MAX LOAD WITH RUNWAY SUPPORTED EVERY 5 FEET [1.5m]
  4. MEETS ANSI/TIA/EIA GUIDELINES

PART NUMBER	DESCRIPTION	WIDTH
GL-CR610	6"[15.2 cm]W CABLE RUNWAY, 10'[305cm] SECTION, BLACK, CR610ST	6.0 in[15.2 cm]
GL-CR1210	12"[30.5 cm]W CABLE RUNWAY, 10'[305cm] SECTION, BLACK, CR1210ST	12.0 in[30.5 cm]
GL-CR1810	18"[45.7 cm]W CABLE RUNWAY, 10'[305cm] SECTION, BLACK, CR1810ST	18.0 in[45.7 cm]
GL-CR2410	24"[61.0 cm]W CABLE RUNWAY, 10'[305cm] SECTION, BLACK, CR2410ST	24.0 in[61.0 cm]



INTERPRET DRAWING PER ASME Y14.5M-1994  
 DIMENSIONAL LIMITS APPLY AFTER APPLICATION OF FINISH  
 DRAWING NOT TO SCALE  
 TOLERANCE UNLESS OTHERWISE NOTED:  
 ANGULAR +/- .1°  
 .XXXX +/- .010  
 .XXX +/- .015  
 .XX +/- .030  
 .X FOR REF. ONLY  
 UNLESS OTHERWISE SPECIFIED ALL DIMENSIONS ARE IN INCHES

**NOTICE:**  
 Use of this document is subject to a confidentiality and nondisclosure agreement with Great Lakes Data Racks & Cabinets and may not be reproduced, disclosed or utilized in whole or in part without prior written authorization from Great Lakes.  
 Product specification, price & availability are subject to change without prior notice.

PART NUMBER:  
**SEE CHART**  
 MATERIAL TYPE:  
**STEEL**  
 MATERIAL GAUGE:  
 FINISH:  
**POWDERCOAT**  
 DRAWN: henrym DATE: 10/28/2020  
 CHECKED & APP.: DATE: 10/28/20

TITLE  
 "XX" W CABLE RUNWAY, 10'[305cm]SECTION, BLACK  
**GREAT LAKES DATA RACKS & CABINETS**  
 P.O. BOX 551 EDINBORO, PA 16412  
 PHONE (814) 734-7303 FAX (814) 734-3907  
 E-MAIL info@greatcabinets.com  
 DWG NO:  
**1032862S**  
 REV: **0**  
 SHEET: 1 OF 1